


IES 3103-xxx


3-Axis Gyro Sensor




PRELIMINARY SHORTFORM DATA

Three axis small and light-weight gyro sensors with measuring ranges of 150 °/s, 300 °/s, 600 °/s, 1200 °/s, 2400 °/s, 3600 °/s and 4800 °/s suitable for various measurements in the crash test industry.

- ☺ **Dimensions 28 x 28 x 15 mm³**
- ☺ **Mass only 22 grams**
- ☺ **Measuring ranges from +/- 150 °/s to +/- 4800 °/s**
- ☺ **DC-Response**
- ☺ **CFC 600 Frequency response (option)**
- ☺ **Compatible with common crash test DAU's**
- ☺ **Shunt test supported**
- ☺ **Denton-ID-Module inside**



Specifications

Metrics	
Dimensions	28 x 28 x 15 mm ³
Weight	22 grams plus cable
Cable	6 m long, black PUR, open wire ends
Mounting screws	max. diameter 3.2 mm (use M3)
Accel. mount	6 holes UNF 0-80 (2 mm depth) for 3 accels 7264B or 7264C
Drill plan, dimensions in mm.	

Environment	
Temperature range	0 ... 60 °C
Acceleration	1000 g shock survival in any direction

Electrical Interface				
Power supply	Default 10 ... 15 V, approx. 30 mA (total for 3 channels) Option 5V, approx. 370 mW total (1) Option 2V5, approx. 450 mW total (1)			
Typical sensitivity	Sensitivity is independent of supply voltage and should not be evaluated from the shunt response (which is supply dependent).			
Zero output signal	max. +/- 100 mV			
Cable colours		X-Axis	Y-Axis	Z-Axis
	+ Supply	brown	beige	dark green
	- Supply or GND	orange	white	lilac
	+ Signal output	red	black	blue
	- Signal output	yellow	pink	light grey
	Shunt input	transparent	light green	dark grey
	Cable screen	Not connected to case.		

Measurement Performance	
Temperature drift of zero output signal	1 mV/K
Temperature drift of sensitivity	0.05 %/K
Linear acceleration effect	0.2 °/s/g
Cross sensitivity	max. 3 %
Nonlinearity	0.5 % FS

Range	Typ. Sensitivity	Bandwidth	Noise	CFC600-option
150 °/s	10 mV/°/s	100 Hz	0.5 °/s rms	-
300 °/s	5 mV/°/s	100 Hz	0.6 °/s rms	-
600 °/s	2.5 mV/°/s	100 Hz	0.6 °/s rms	+
1200 °/s	1.25 mV/°/s	180 Hz	0.8 °/s rms	+
2400 °/s	0.6 mV/°/s	280 Hz	4 °/s rms	
3600 °/s	0.42 mV/°/s	400 Hz	4 °/s rms	
4800 °/s	0.3 mV/°/s	400 Hz	6 °/s rms	

Ordering information: IES 3103-xxx [supply option] [CFC600 option]

xxx denotes the +/- full scale measuring range: 150 °/s, 300 °/s, 600 °/s, 1200 °/s, 2400 °/s, 3600 °/s, 4800 °/s

(1) Supply options 5V, 2V5 only available without internal ID-Module. Use external ID-Modules if required.

Information is provided without warranty and is subject to change without notice. We reserve the right to make changes whenever necessary to improve to the product. Revision 2006-07